

# CASITA® 10 FT. ALUMINUM TENT HALF WALL W/ TWO RAILS

PRODUCT CATEGORY: OUTDOOR BANNER STAND

PRODUCT CODE: CAS-HWALL



On frame



On graphic



## PRODUCT DESCRIPTION

Add custom printed half walls to the sides of your Casita Canopy Tent. Half wall installation is quick and easy. Start by feeding the rails through the pole pockets on the graphic and then clamp rails to tent legs to secure.

GRAPHIC DIMENSIONS	112" W x 47.5" H (single sided)
	112" W x 41.5" H (double sided)

## GRAPHIC MATERIAL

Dye Sub Tent Fabric

## GRAPHIC FINISHING

Pole pockets added to top and bottom with hemmed left and right sides

## DISPLAY CONSTRUCTION

Aluminium rails with plastic connectors

## SHIPPING WEIGHTS & DIMENSIONS

Shipping Weight	5 lbs ( 1 graphic + 2 rails)
Shipping Dimensions	57.5"L x 5.75"W x 3"H

## GRAPHIC TURN AROUND TIME

2 business days after proof approval (up to 2 sets)

AVAILABILITY	CA, PA, PFC
WIND SPEED RATING	20 - 28 mph



(qty 2) Rails Per Half Wall

10ft, 15ft, and 20ft frames use same half wall rails and template

# CASITA® 10 FT. ALUMINUM TENT BACKWALL W/RAIL

PRODUCT CATEGORY: OUTDOOR BANNER STAND

PRODUCT CODE: CAS-BWALL



On frame



On graphic



(qty 1) Rail Per Backwall

20ft frames use (qty 2) 10ft back walls without rails

## PRODUCT DESCRIPTION

Add a custom printed backwalls to the back of your Casita Canopy Tent. Attach half walls using velcro straps across the top and down the sides, with a pole pocket and rail at the bottom

GRAPHIC DIMENSIONS	115" W x 88" H (single sided)
	115" W x 82.5" H (double sided)

## GRAPHIC MATERIAL

Dye Sub Tent Fabric

## GRAPHIC FINISHING

Hemmed perimeter with velcro straps along top, left, and right sides with pole pocket at bottom.

## DISPLAY CONSTRUCTION

Alumnum rails with plastic connectors

## SHIPPING WEIGHTS & DIMENSIONS

Shipping Weight	5 lbs ( 1 graphic + 1 rail)
Shipping Dimensions	57.5"L x 5.75"W x 3"H

## GRAPHIC TURN AROUND TIME

2 business days after proof approval (up to 2 sets)

AVAILABILITY	CA, PA, PFC
--------------	-------------

# CASITA® 10 FT. STEEL TENT HALF WALL W/ TWO RAILS

PRODUCT CATEGORY: OUTDOOR BANNER STAND

PRODUCT CODE: CAS-HWALL



On frame



On graphic



## PRODUCT DESCRIPTION

Add custom printed half walls to the sides of your Casita Canopy Tent. Half wall installation is quick and easy. Start by feeding the rails through the pole pockets on the graphic and then clamp rails to tent legs to secure.

GRAPHIC DIMENSIONS	112" W x 47.5" H (single sided) 112" W x 41.5" H (double sided)
--------------------	--

## GRAPHIC MATERIAL

Dye Sub Tent Fabric

## GRAPHIC FINISHING

Pole pockets added to top and bottom with hemmed left and right sides

## DISPLAY CONSTRUCTION

Steel rails with plastic connectors

## SHIPPING WEIGHTS & DIMENSIONS

Shipping Weight	5 lbs (1 graphic + 2 rails)
Shipping Dimensions	57.5"L x 5.75"W x 3"H

## GRAPHIC TURN AROUND TIME

2 business days after proof approval (up to 2 sets)

AVAILABILITY	CA, PA, PFC
WIND SPEED RATING	20 - 28 mph



(qty 2) Rails Per Half Wall

# CASITA® 10 FT. STEEL TENT BACKWALL W/RAIL

PRODUCT CATEGORY: OUTDOOR BANNER STAND

PRODUCT CODE: CAS-BWALLUVG1-STLRAIL



On frame



On graphic



OUTDOOR USE



ADJUSTABLE HEIGHT



(qty 1) Rail Per Backwall

## PRODUCT DESCRIPTION

Add a custom printed backwalls to the back of your Casita Canopy Tent. Attach half walls using velcro straps across the top and down the sides, with a pole pocket and rail at the bottom

GRAPHIC DIMENSIONS	115" W x 88" H (single sided)
	115" W x 82.5" H (double sided)

## GRAPHIC MATERIAL

Dye Sub Tent Fabric

## GRAPHIC FINISHING

Hemmed perimeter with velcro straps along top, left, and right sides with pole pocket at bottom.

## DISPLAY CONSTRUCTION

Steel rails with plastic connectors

## SHIPPING WEIGHTS & DIMENSIONS

Shipping Weight	5 lbs ( 1 graphic + 1 rail)
Shipping Dimensions	57.5"L x 5.75"W x 3"H

## GRAPHIC TURN AROUND TIME

2 business days after proof approval (up to 2 sets)

AVAILABILITY	CA, PA, PFC
--------------	-------------

# CASITA® 5 FT. STEEL TENT HALF WALL

PRODUCT CATEGORY: OUTDOOR BANNER STAND

PRODUCT CODE: CAS-5HWALL



On frame



On graphic



(qty 1) Rail Per Half Wall

## PRODUCT DESCRIPTION

Add custom printed half walls to the sides of your Casita Canopy Tent. Half wall installation is quick and easy. Start by feeding the rail through the pole pocket on the graphic and then clamp rails to tent legs to secure. Then wrap Velcro straps at the corners to secure the bottom of the half wall.

GRAPHIC DIMENSIONS	55.25" W x 36.5" (single sided)
	55.25" W x 33" (double sided)

## GRAPHIC MATERIAL

Dye Sub Tent Fabric

## GRAPHIC FINISHING

Hemmed perimeter with pole pocket at top and velcro straps sewn to bottom corners

## DISPLAY CONSTRUCTION

Steel rail with plastic connectors

## SHIPPING WEIGHTS & DIMENSIONS

Shipping Weight	3 lbs (1 graphic + 1 rail)
Shipping Dimensions	57.5"L x 5.75"W x 3"H

## GRAPHIC TURN AROUND TIME

2 business days after proof approval (up to 2 sets)

AVAILABILITY	CA, PA, PFC
WIND SPEED RATING	20 - 28 mph

# CASITA® 5 FT. STEEL TENT BACKWALL

PRODUCT CATEGORY: OUTDOOR BANNER STAND

PRODUCT CODE: CAS-BWALL5



On frame



On graphic



## PRODUCT DESCRIPTION

Add a custom printed backwalls to the back of your Casita Canopy Tent. Attach half walls using velcro straps across the top and down the sides.

GRAPHIC DIMENSIONS	57.5" W x 82" H (single & double sided)
--------------------	--

## GRAPHIC MATERIAL

Dye Sub Tent Fabric

## GRAPHIC FINISHING

Hemmed perimeter with velcro straps along top, left, and right sides

## SHIPPING WEIGHTS & DIMENSIONS

Shipping Weight	5 lbs (1 graphic + 1 rail)
Shipping Dimensions	57.5"L x 5.75"W x 3"H

## GRAPHIC TURN AROUND TIME

2 business days after proof approval (up to 2 sets)

AVAILABILITY	CA, PA, PFC
WIND SPEED RATING	20 - 28 mph



# CASITA® 15 FT. ALUMINUM TENT BACKWALL

PRODUCT CATEGORY: OUTDOOR BANNER STAND

PRODUCT CODE: CAS-BWALL15



On frame On graphic



## PRODUCT DESCRIPTION

Add a custom printed backwalls to the back of your Casita Canopy Tent. Attach half walls using velcro straps across the top and down the sides

GRAPHIC DIMENSIONS	172.5" W x 82.5" H (single & double sided)
--------------------	---

## GRAPHIC MATERIAL

Dye Sub Tent Fabric

## GRAPHIC FINISHING

Hemmed perimeter with velcro straps along top, left, and right sides

## SHIPPING WEIGHTS & DIMENSIONS

Shipping Weight	15 lbs
Shipping Dimensions	16" L x 13.5" W Poly bag

## GRAPHIC TURN AROUND TIME

2 business days after proof approval (up to 2 sets)

AVAILABILITY	CA, PA, PFC
WIND SPEED RATING	20 - 28 mph





On frame



On graphic



## PARTS LIST 10FT ALUMINUM RAIL (EACH RAIL)




(qty 2)  
Rail Clamps



(qty 2)  
Rail Clamp Screw



(qty 1)  
Rail Connector



(qty 2)  
Rails





On frame



On graphic




## PARTS LIST 10FT STEEL RAIL (EACH RAIL)




(qty 2)  
Rail Clamps



(qty 2)  
Rail Clamp Screw



(qty 1)  
Rail Connector



(qty 2)  
Rails

## PARTS LIST 5FT STEEL RAIL (EACH RAIL)



(qty 2)  
Rails Clamps



(qty 2)  
Rails Clamp Screw



(qty 1)  
Rail



On frame



On graphic



## TEMPLATES

**BLEED FOR POLE POCKET. WILL NOT BE VISIBLE ONCE GRAPHIC IS SEWN.**

Hem 3" from the top (stitching for pole pocket will show)

### Halfwall (Single Sided)

Use for 5ft Canopy

**Graphic Size: 55.25"W x 36.5" H**  
**Viewable Area: 55.25"W x 33.5" H**  
**Yellow Safe Area: 50"W x 28" H**

Keep all your important graphics  
such as logo, text, and contact information  
in the yellow safe zone.

**Blue area will print**

Hem 1" from the top (stitching for Hook & Loop will show) Ver-114.19

Hem 3" from the top (stitching for pole pocket will show)

### Halfwall (Double Sided)

Use for 5ft Canopy

**Graphic Size: 55.25"W x 33.5" H**  
**Viewable Area: 55.25"W x 33.5" H**  
**Yellow Safe Area: 50"W x 28" H**

Keep all your important graphics  
such as logo, text, and contact information  
in the yellow safe zone.

**Blue area will print**

Hem 1" from the top (stitching for Hook & Loop will show) Ver-114.19

Hem 3" from the top (stitching for pole pocket will show)

### HALFWALL (Double Sided)

Use for 10ft, 15ft, and 20ft Canopies.

**Graphic Size: 112"W x 41.5"H**  
**Viewable Area: 112"W x 41.5"H**  
**Yellow Safe Zone: 108"W x 32"H**

Keep all your important graphics  
such as logo, text, and contact information  
in the yellow safe zone.

**Blue area will print**

Hem 3" from the bottom (stitching for pole pocket will show)

**BLEED FOR POLE POCKET. WILL NOT BE VISIBLE ONCE GRAPHIC IS SEWN**

Hem 3" from the top (stitching for pole pocket will show)

### HALFWALL (Single Sided)

Use for 10ft, 15ft, and 20ft Canopies.

**Graphic Size: 112"W x 47.5"H**  
**Viewable Area: 112"W x 41.5"H**  
**Yellow Safe Zone: 110"W x 33"H**

Keep all your important graphics  
such as logo, text, and contact information  
in the yellow safe zone.

**Blue area will print**

Hem 3" from the bottom (stitching for pole pocket will show)

**BLEED FOR POLE POCKET. WILL NOT BE VISIBLE ONCE GRAPHIC IS SEWN**

Ver.717.17



On frame On graphic

## TEMPLATE

Hem 1" from the top (stitching for Hook & Loop will show)

**5ft Casita Backwall**  
( SINGLE-SIDED & DOUBLE-SIDED )

Use same template for Front & Back

**Graphic Size: 57.5"W x 82"H**  
**Viewable Area: 57.5"W x 82"H**  
**Yellow Safe Area: 49"W x 74"H**

Keep all your important graphics  
such as logo, text, and contact information  
in the yellow safe zone.

**Blue area will print**

Hem 1" from the side (stitching for Hook & Loop will show)

Hem 1" from the side (stitching for Hook & Loop will show)

Hem 1" from the top (stitching for Hook & Loop will show)

Ver.102.19

Hem 1" from the top (stitching for Velcro will show)

**10ft and 20ft Casita Backwall**  
( DOUBLE-SIDED )

Use same template for FRONT & BACK. (2) 10ft walls side-by-side = (1) 20ft wall

**Graphic Size: 115"W x 82.5"H**  
**Viewable Area: 115"W x 82.5"H**  
**Yellow Safe Area: 107"W x 71"H**

Keep all your important graphics  
such as logo, text, and contact information  
in the yellow safe zone.

**Blue area will print**

Hem 1" from the edge (stitching for grommets will show)

Hem 1" from the edge (stitching for grommets will show)

Hem 5.3" from the bottom (stitching for pole pocket will show)

Ver.125.17

Hem 1" from the top (stitching for Velcro will show)

**10ft and 20ft Casita Backwall**  
SINGLE SIDED ONLY

**Graphic Size: 115"W x 88"H**  
**Viewable Area: 115"W x 82.5"H**  
**Yellow Safe Area: 107"W x 71"H**

Keep all your important graphics  
such as logo, text, and contact information  
in the yellow safe zone.

**Blue area will print**

Hem 1" from the edge (stitching for grommets will show)

Hem 1" from the edge (stitching for grommets will show)

Hem 5.3" from the bottom (stitching for pole pocket will show)

Ver.125.17

**BLEED FOR POLE POCKET. WILL NOT BE VISIBLE ONCE GRAPHIC IS SEWN**

PLEASE DELETE ALL TEMPLATE ELEMENTS BEFORE UPLOADING

**Casita® 15ft. Aluminum Tent Backwall**

GRAPHIC DIMENSIONS: 172.5"W x 82.5"H  
YELLOW SAFE AREA: 162.5"W x 72.5"H

UPLOAD AT 100% SCALE  
DOCUMENT SIZE 172.5" x 82.5"  
USE SAME TEMPLATE FOR FRONT AND BACK

KEEP ALL IMPORTANT GRAPHICS  
SUCH AS: LOGOS, TEXT, CONTACT INFO, ETC.  
IN THE YELLOW SAFE ZONE

ARTWORK IN THE BLUE AREA WILL PRINT BUT IS IN RISK  
OF BEING CLOSE TO THE EDGE OR TRIMMED OFF

Graphic Specifications:

- Create to template specs
- 125 DPI resolution
- CMYK color
- No template lines
- Embed/link all images
- Create to outline all fonts

Acceptable file formats:

- Photoshop (.psd, .psb)
- Illustrator (.ai, .eps)
- Flattened .tiff
- Press quality .pdf

Ver-1113.20